






# Proposed Building Signs

9'9"



2'6"

9'9"




2'6"

note: not to scale

# Proposed Pylon sign at entrance

Front and Back View

End View



**Description**

6'5"x8'9" HDU Foam Poly Armor Monument Style Sign

2 Tenants Signs 21.5"x70" & 40"x70" Acrylic Panels with Vinyl Graphics

**GEMINI**  
*Signs and LETTERS*  
 Since 1980

128 S. Bolton St. Marlboro, MA 01752

508-485-3343 phone  
 508-485-8972 fax  
 geminignletters.com

**Location**

365 Main Street

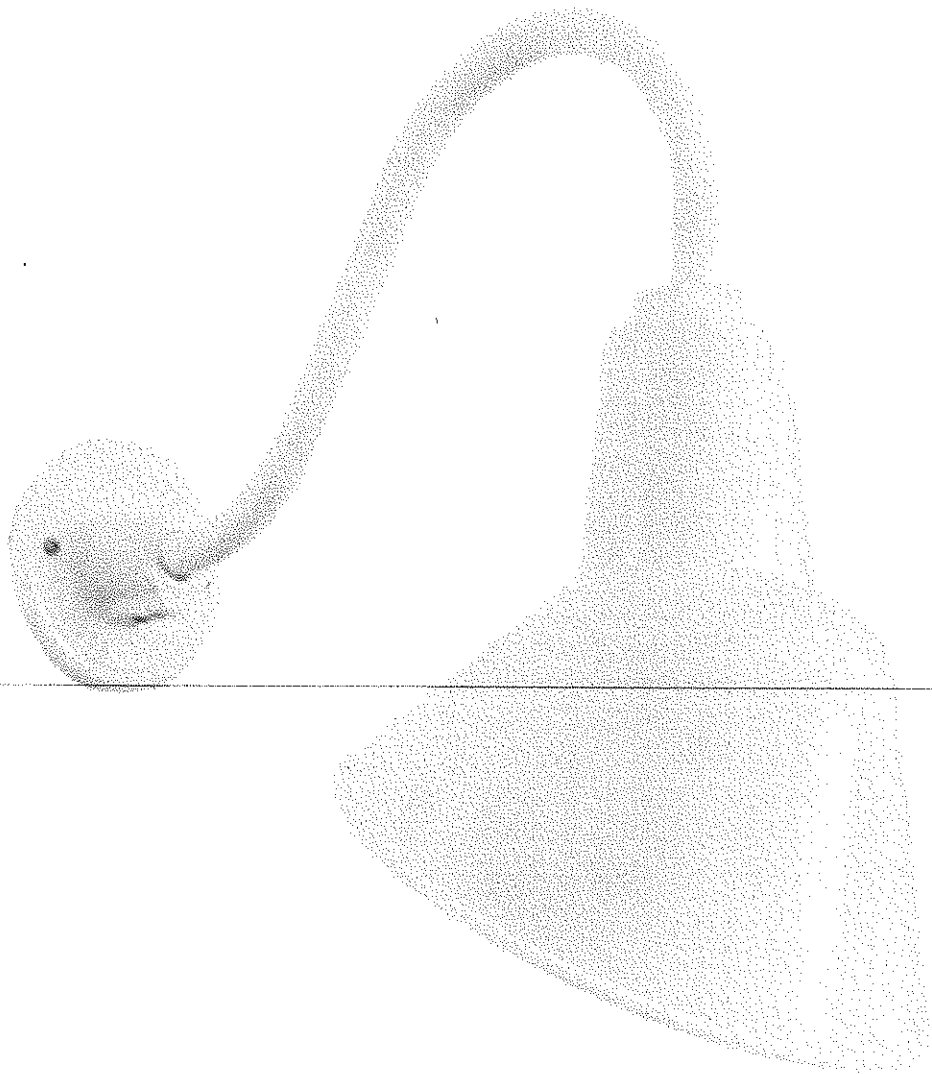
**Date**


2-24-20

**Drawn By**

**Matt Evangelous**

*This design/drawing is given in confidence and may not be used or disseminated in any way before or until all design fees are paid without the written consent from Gemini Sign Company. All common law and copyright laws are hereby specific all reserved.*





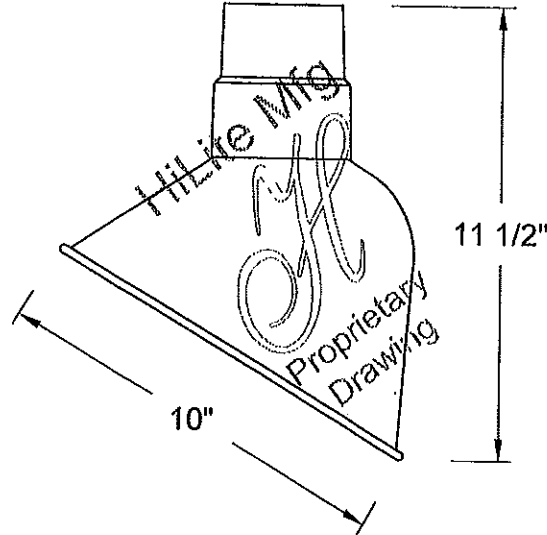
# H-18110

## Angle Shade Collection

**HI-LITE MFG.  
CO., INC**

13450 Monte Vista Avenue  
Chino, California 91710  
Telephone: (909) 465-1999  
Toll Free: (800) 465-0211

Job Name:
Type:
Quantity:



**FINISH** - Multi-stage pretreatment procedure using materials of polyester/polished powder coat, baking enamel liquid, raw metals, and galvanized finishes.

Standard Finishes are: 91(Black), 93(White), 95(Dark Green), 96(Galvanized), BR47(Powder Coat Rust), BK01(Black Texture), GN20(Powder Coat Patina).

Upgraded Finishes are: 29, 66, 82, 90, 92, 94, 97, 99, 100, 103, 104, 105, 110, 112, 113, 114, 115, 117, 118, 119, 120, 127, 128, 129, 133, 134, 135, 136, 98, 101, 102, 137, 138, 139, 140, 121, 122, 123, 124, 125, 126, 11, 01, 22, 25, 33, 77, 89, 24, 44, 48, 49, 15, 16.

(Custom finishes available).

For interior finish of fixture refer to color chart on pages 344-348.

**MOUNTING** - Stem, Arm, and Flush mounting available.

**ACCESSORIES** - CGU(Cast Guard and Glass), WGU(Wire Guard and Glass), WGR(Wire Guard) and SK(Swivel Knuckle) available.

**REFLECTOR** - Heavy duty, spun shade, aluminum 6061-0 and/or 1100-0, galvanized 22 gauge, steel 20/22 gauge, copper 032/040 and brass 032/040 construction. Dependant on finish.

**SOCKETS/LAMPS** - Available in:

Incandescent

- rated 200 watt max/120 volt, medium base.

Compact Fluorescent(CFL)

- rated 13/18/26/32/42/57 watt max/120/277 volt, GX24Q base.

Metal Halide(MH)

- rated 35/50/70/100/150/175 watt max/120/208/240/277 volt, medium base, 4KV socket.

High Pressure Sodium(HPS)

- rated 50/70/100/150 watt max/120/277 volt, medium base.

Light-Emitted Diode(LED)

-See LED specification sheet.

**MADE IN THE U.S.A.**

Suitable for wet location.

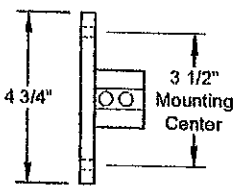
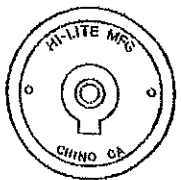
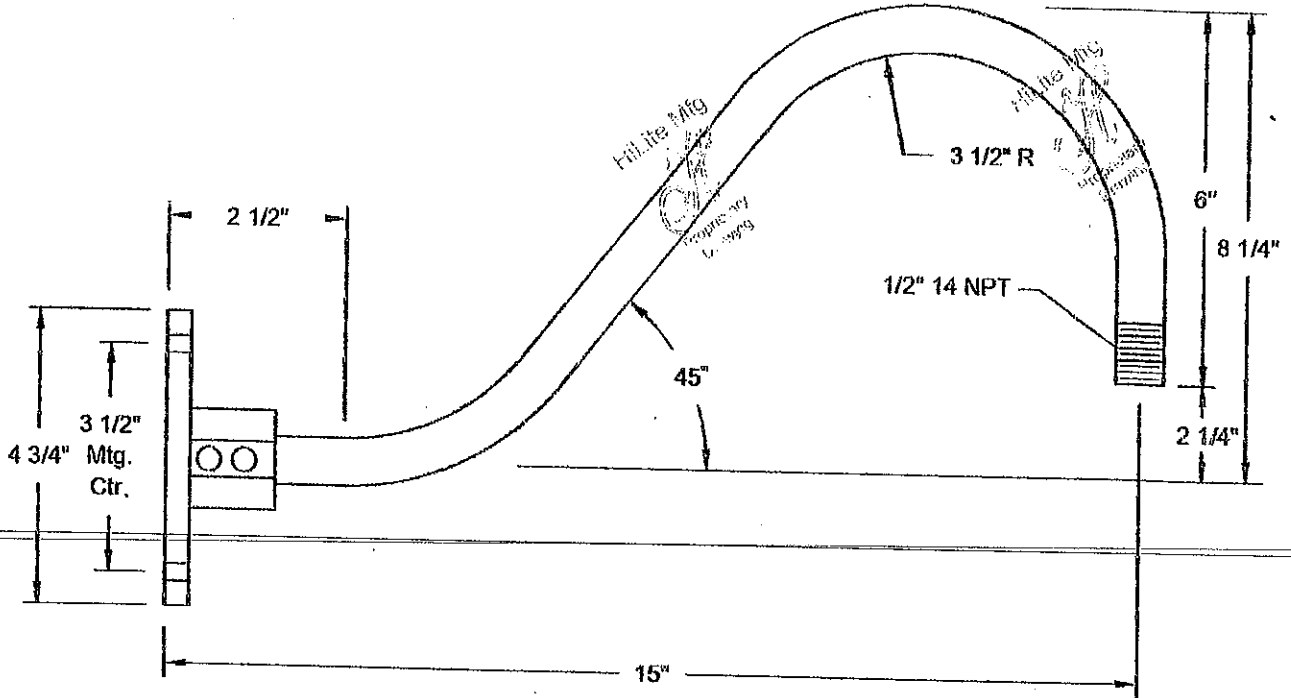


Job Name: \_\_\_\_\_  
 Type: \_\_\_\_\_  
 Quantity: \_\_\_\_\_

B-1

**HI-LITE MFG.  
 CO., INC**

13450 Monte Vista Avenue  
 Chino, California 91710  
 Telephone: (909) 465-1999  
 Toll Free: (800) 465-0211  
 Fax: (909) 465-0907  
 www.hilitemfg.com



Note: Not available in steel, brass or specialty finishes.

MOUNTING DETAIL