



For Use by Permitting Coordinator:

Date Received: _____

Determination of Completeness: _____

Additional Information Received: _____

Application Withdrawn: _____

TOWN OF STURBRIDGE
APPLICATION FOR PERMANENT SIGN
REVISED 2/07/11

Site: 21 New Boston Road
_____ Location (Street Number and Street Name)

Section 1. Applicant/Owner/Agent Information:

A. Applicant:

Business Name: Holiday Inn Express / Panera Bread

Applicant Name: Om Shri Ambika, LLC

Address: 3 Turtel Creek Circle
Shrewsbury, MA 01545

Phone: 774 221-0038 Fax: _____

Email: jpatel_comfortinn@hotmail.com

B. Property Owner:

Name: (same as above)

Address: _____

Phone: _____ Fax: _____

Email: _____

C. Agent Information:

Business Name: _____

Agent: _____

Address: _____

Phone: _____ Fax: _____

Email: _____

Section 2. Basic Site and Project Information:

A. Assessor's Parcel Identification Numbers: Parcel Id 455-02541-021

B. Proposed Sign Information:

Please provide a general description of the sign and location of the sign (attach additional sheets if necessary):

See attached sign proposal by Mandeville Sign Company

C. Note any current zoning or general bylaw non conformance associated with the property or the

application:

N/A

D. Note any special permit or variances granted or denied or in process at this time:

Applicant seeks special permit to construct freestanding sign with larger sign area than allowed.
~~Applicant seeks to install more signs than allowed.~~

Section 3. Required Application Submittals: The applicant shall submit one original set and six copies of the application and final drawings and one set of materials at the time the application is submitted to the Town Planner. The following information must be submitted with the application for a sign permit for new signs and changes to existing signs: (At its discretion, the DRC may substitute some requirements with a site visit).

- A Site Plan showing property lines, setback areas, access points, traffic flow and a scaled site plan showing property lines, appropriate front, side, and rear yard setbacks as identified in the Zoning bylaw, pedestrian and vehicular access and existing buildings and significant site objects and features, and the existing and proposed sign locations shall also be shown.
- A drawing of the proposed structure or sign, including color and type of surface materials, showing front elevations, rear elevations, and side elevations, where there are not adjoining buildings. The drawing should accurately convey the design of the sign including lettering styles, size, and composition. The location, font, and contrasting color of the street number shall be easily read by emergency personnel and patrons/visitors.
- A description of the materials, colors, and lighting, (if the sign is to be lit), to be used in the modification of an existing sign or construction of a new sign. The presentation of photographs showing the existing signs to be modified would be helpful. Samples of the colors of the proposed sign and materials to be used for the construction of the signs and supports shall also be submitted.
- Scale drawings of the proposed sign, (whether the modifications of an existing sign, or the provision of a new sign) shall be submitted, including a plan view and an architectural elevation of each side. One architectural elevation will suffice if all sides are identical. All drawings shall include dimensions indicating the length, width, and height of the proposed signage as appropriate to the information conveyed by plan or elevation. Applicants shall review the Town of Sturbridge Zoning Bylaw for detailed information on zoning limitations and requirements relative to their signage situation prior to designing any new proposed signs. The Bylaw may be accessed on line at the following link:
http://www.town.sturbridge.ma.us/Public_Documents/SturbridgeMA_PlanningDocuments/Zoning%20Bylaw%202010?FCItemID=S02B54AC5

- Planting plan, with descriptions of materials. Planting plan identifying the proposed plant material and quantity of each by location on plan; an overall plant list, which at a minimum identifies total quantities of each plant used; botanical and common name for each plant, and size of the plant material at time of installation.
- Photographs of existing signage on the site and the building will aid the DRC in making its decision and are required as a submittal.

Section 4. Required Signatures:

A. Applicant:

Jayesh Patel
Applicant or Authorized Signatory

11-27-17
Date

B. Property Owner: I hereby grant permission for the applicant to apply for and erect the signs as proposed on the above referenced property.

Jayesh Patel
Owner or Authorized Signatory

11-27-17
Date

C. Agent: If someone is representing the applicant or the owner, the applicant must designate such representative below:

Name of Representative: Patrick Doherty, MidPoint Engineering

Address of Representative: 826 Southbridge St
Auburn, MA 01501

Phone: 508 721-1900 Fax: _____

Email: p.doherty@midpontengineering.com

Relationship of representative to owner or applicant: Consultant

21 New Boston Rd
Om Shri Ambika, LLC

Finance Director/Tax Collector: I certify that the taxes are current for the above property (applicant must obtain this signature prior to submission of this application)

Deborah Moran
Authorized Signatory

11/28/17
Date

Design Review Committee Decision

A. APPLICANT

Name _____

Address _____

Telephone No. _____

B. SIGN DIMENSIONS AND LAYOUT

Overall Dimensions _____ Area _____

Colors _____

Lettering _____

Materials _____

Other _____

C. CONFORMANCE WITH DESIGN STANDARDS

YES NO

Signs with associated architectural details, materials, colors and textures are compatible with the predominant architectural character of the neighborhood, while preserving and enhancing the surrounding area.

Advertising features, including size, location, design, color, texture, lighting and materials, shall not detract from the use and enjoyment of the proposed building and structures and the surrounding properties.

Preservation of historic, traditional or significant uses, structures or architectural elements have been preserved to the greatest extent possible.

D. Summary of Recommendations:

The Design Review Committee has reviewed the above referenced sign application at its meeting held on _____ and the sign(s) as proposed have been:

Approved as proposed

Approved with the following comments or modifications: _____

Denied due to the following: _____

Additional Comments of the Design Review Committee: _____

Authorized Signatory

Date

Zoning Enforcement Officer/Building Inspector Decision:

Approved as proposed

Approved with the following comments or modifications: _____

Denied due to the following: _____

Authorized Signatory

Date

Attach Additional Sheets as Necessary



MANDEVILLE SIGN
making your mark.

676 GEORGE WASHINGTON HIGHWAY
LINCOLN, RI 02865-4255

401-334-9100 401-334-7799
PHONE FAX

www.mandevillesign.com
WEB

APPROVALS

Signatures Required Before Release to Production

Engineering	BY	DATE
Sales	BY	DATE
Estimating	BY	DATE
Production	BY	DATE
Quality Control	BY	DATE

PG# NAME

REVISIONS

NO	BY	DESCRIPTION	DATE
1	XX	XXXXXXXXXXXX	00/00/00
2			
3			
4			
5			
6			
7			
8			
9			
10			

All electrical signs shall comply with the National Electric Code (Article 600) and be manufactured according to Underwriters Laboratories U.L. 48 standards and labeled accordingly.

30330-1



CUSTOMER

2132

STORE NUMBER

STURBRIDGE, MA

LOCATION

PROJECT MANAGER
Carla

ARTIST
10/25/17

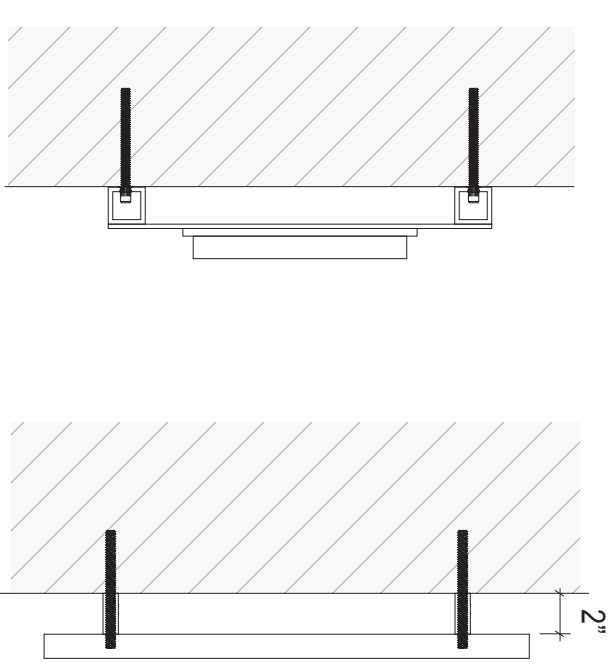
30330.1

DRAWING NAME



PRELIMINARY PARKING LOT SIDE ELEVATION
1/8" = 1'-0"

SIGN AREA ALLOWANCE = 30.0 SQ.FT.
SIGN AREA PROPOSED = 25.06 SQ.FT.



SIGN ELEVATION: 3/8" = 1'-0" 18.86 SQ.FT.

SIGN CONSTRUCTION (PANERA BREAD):

- 1/2" THICK ACRYLIC PAINTED SATIN BLACK
- STUD MOUNTED & PROJECTED 2" OFF WALL

SIGN CONSTRUCTION (DRIVE THRU):

- 1" THICK BACKGROUND PANEL PAINTED SATIN WHITE WITH BLACK PAINTED BORDER
- "DRIVE THRU" 1/2" BLACK ACRYLIC LETTERS
- ALL LETTERS TO HAVE THREADED INSERTS FOR THREADED ROD INSTALLATION.



SIGN ELEVATION: 3/8" = 1'-0" 6.2 SQ.FT.



MANDEVILLE SIGN
making your mark.

676 GEORGE WASHINGTON HIGHWAY
LINCOLN, RI 02865-4255

401-334-9100 401-334-7799
PHONE FAX

www.mandevillesign.com
WEB

APPROVALS

Signatures Required Before Release to Production

Engineering	DATE
Sales	DATE
By	DATE
Estimating	DATE
By	DATE
Production	DATE
By	DATE
Quality Control	DATE
By	DATE

PG# NAME

REVISIONS

NO	BY	DESCRIPTION	DATE
1	WD	move signs, add lamps	11/01/17
2			
3			
4			
5			
6			
7			
8			
9			
10			

All electrical signs shall comply with the National Electric Code (Article 600) and be manufactured according to Underwriters Laboratories U.L. 48 standards and labeled accordingly.

30330-1



CUSTOMER
2132

STONE NUMBER
STURBRIDGE, MA

LOCATION

PROJECT MANAGER
Carla
10/25/17
ARTIST DATE

30330.2
DRAWING NAME



PRELIMINARY BOSTON ROAD ELEVATION

1/8" = 1'-0"

PANERA BREAD

SIGN ELEVATION: 3/8" = 1'-0" **18.86 SQ.FT.**

SIGN CONSTRUCTION (PANERA BREAD):

- 1/2" THICK ACRYLIC PAINTED SATIN BLACK
- STUD MOUNTED & PROJECTED 2" OFF WALL

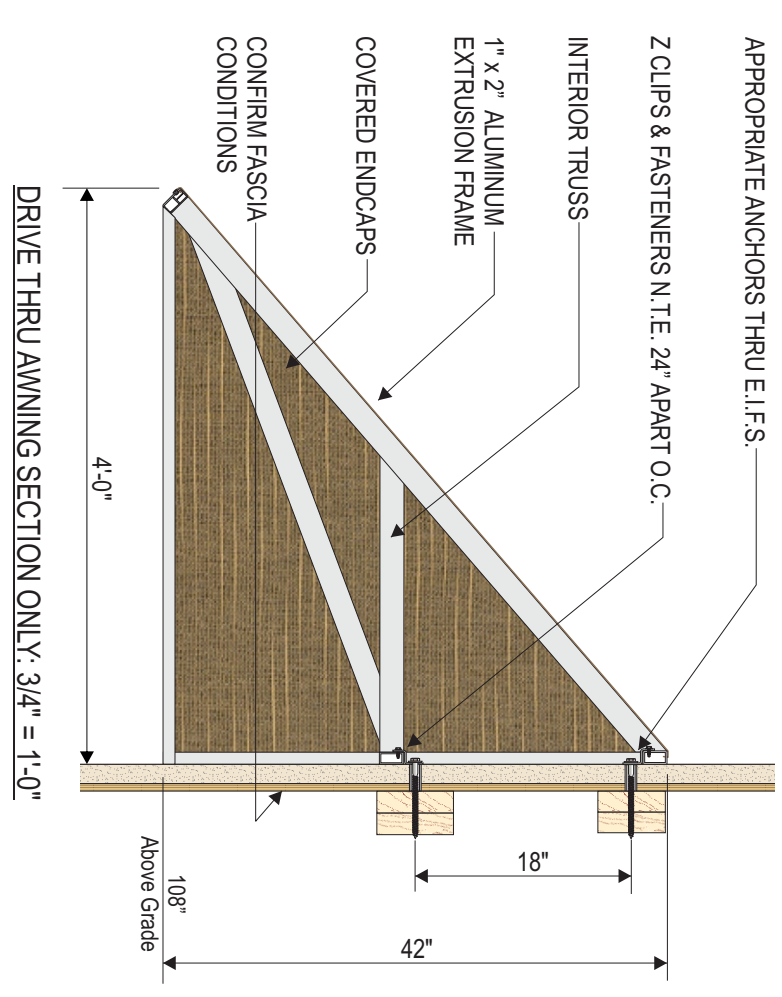
DRIVE THRU

SIGN ELEVATION: 3/8" = 1'-0" **6.2 SQ.FT.**

SIGN CONSTRUCTION (DRIVE THRU):

- 1" THICK BACKGROUND PANEL PAINTED SATIN WHITE WITH BLACK PAINTED BORDER
- "DRIVE THRU" 1/2" BLACK ACRYLIC LETTERS
- ALL LETTERS TO HAVE THREADED INSERTS FOR THREADED ROD INSTALLATION.

- EXTERNALLY ILLUMINATED DRIVE THRU AWNING:**
- 1" x 2" x .125" ALUMINUM EXTRUSION WELDED FRAME
 - FRAME POWDER COATED # 21100 SEIBERT SILVER
 - TRUSS SPACING N.T.E. 24" APART O.C.
 - SUNBRELLA #4860 "SILICA SESAME" FABRIC COVER
 - GRAY PVC TRIM STAPLE COVER
 - MOUNTED USING Z-CLIPS & APPROPRIATE ANCHORS
 - G.C. TO PROVIDE 2" x 6" BLOCKING IF NECESSARY



±96"

169 3/4"

16"

SIGN ELEVATION: 3/8" = 1'-0"

SIGN CONSTRUCTION (DRIVE THRU):

- 1/2" THICK ACRYLIC PAINTED SATIN BLACK
- STUD MOUNTED & PROJECTED 2" OFF WALL

SIGN ELEVATION: 3/8" = 1'-0"

SIGN CONSTRUCTION (DRIVE THRU):

- 1" THICK BACKGROUND PANEL PAINTED SATIN WHITE WITH BLACK PAINTED BORDER
- "DRIVE THRU" 1/2" BLACK ACRYLIC LETTERS
- ALL LETTERS TO HAVE THREADED INSERTS FOR THREADED ROD INSTALLATION.

SIGN ELEVATION: 3/8" = 1'-0"

SIGN CONSTRUCTION (DRIVE THRU):

- 1" THICK BACKGROUND PANEL PAINTED SATIN WHITE WITH BLACK PAINTED BORDER
- "DRIVE THRU" 1/2" BLACK ACRYLIC LETTERS
- ALL LETTERS TO HAVE THREADED INSERTS FOR THREADED ROD INSTALLATION.



MANDEVILLE SIGN
making your mark.

676 GEORGE WASHINGTON HIGHWAY
LINCOLN, RI 02865-4255

401-334-9100 401-334-7799
PHONE FAX

www.mandevillesign.com
WEB

APPROVALS

Signatures Required Before Release to Production

Engineering	BY	DATE
Sales	BY	DATE
Estimating	BY	DATE
Production	BY	DATE
Quality Control	BY	DATE

PGF NAME

REVISIONS

NO	BY	DESCRIPTION	DATE
1	WD	building & sign updates	12/01/17
2			
3			
4			
5			
6			
7			
8			
9			
10			

All electrical signs shall comply with the National Electric Code (Article 600) and be manufactured according to Underwriters Laboratories U.L. 48 standards and labeled accordingly.

30330-1



CUSTOMER

2132

STORE NUMBER

STURBRIDGE, MA

LOCATION

PROJECT MANAGER
Carla

ARTIST
DATE

30330.3

DRAWING NAME



PRELIMINARY ROUTE 20 ELEVATION
1/4" = 1'-0"

169 3/4"
PANERA BREAD
SIGN ELEVATION: 3/8" = 1'-0" **18.86 SQ.FT.**

- SIGN CONSTRUCTION (PANERA BREAD):
- 1/2" THICK ACRYLIC PAINTED SATIN BLACK
 - STUD MOUNTED & PROJECTED 2" OFF WALL



MANDEVILLE SIGN
making your mark.

676 GEORGE WASHINGTON HIGHWAY
LINCOLN, RI 02865-4255

401-334-9100 401-334-7799
PHONE FAX

www.mandevillesign.com
WEB

APPROVALS

Signatures Required Before Release to Production

Engineering	BY	DATE
Sales	BY	DATE
Estimating	BY	DATE
Production	BY	DATE
Quality Control	BY	DATE

PG# NAME

REVISIONS

NO	BY	DESCRIPTION	DATE
1	XX	xxxxxxxxxxxx	00/00/00
2			
3			
4			
5			
6			
7			
8			
9			
10			

All electrical signs shall comply with the National Electric Code (Article 600) and be manufactured according to Underwriters Laboratories U.L. 48 standards and labeled accordingly.

30330-1



2132

STURBRIDGE, MA

PROJECT MANAGER
Carla

ARTIST
10/25/17
DATE

30330.4

DRAWING NAME



PRELIMINARY SITE ENTRANCE ELEVATION

1/4" = 1'-0"



MANDENVILLE SIGN
making your mark.

676 GEORGE WASHINGTON HIGHWAY
LINCOLN, RI 02865-4255

401-334-9100 401-334-7799
PHONE FAX

www.mandevillesign.com
WEB

APPROVALS

Signatures Required Before Release to Production

Engineering	DATE
Sales	DATE
Estimating	DATE
Production	DATE
Quality Control	DATE

PGF NAME

REVISIONS

NO	BY	DESCRIPTION	DATE
1	XX	xxxxxxxxxxxx	00/00/00
2			
3			
4			
5			
6			
7			
8			
9			
10			

All electrical signs shall comply with the National Electric Code (Article 600) and be manufactured according to Underwriters Laboratories U.L. 48 standards and labeled accordingly.

30330-1



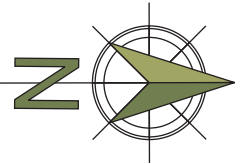
2132

STURBRIDGE, MA

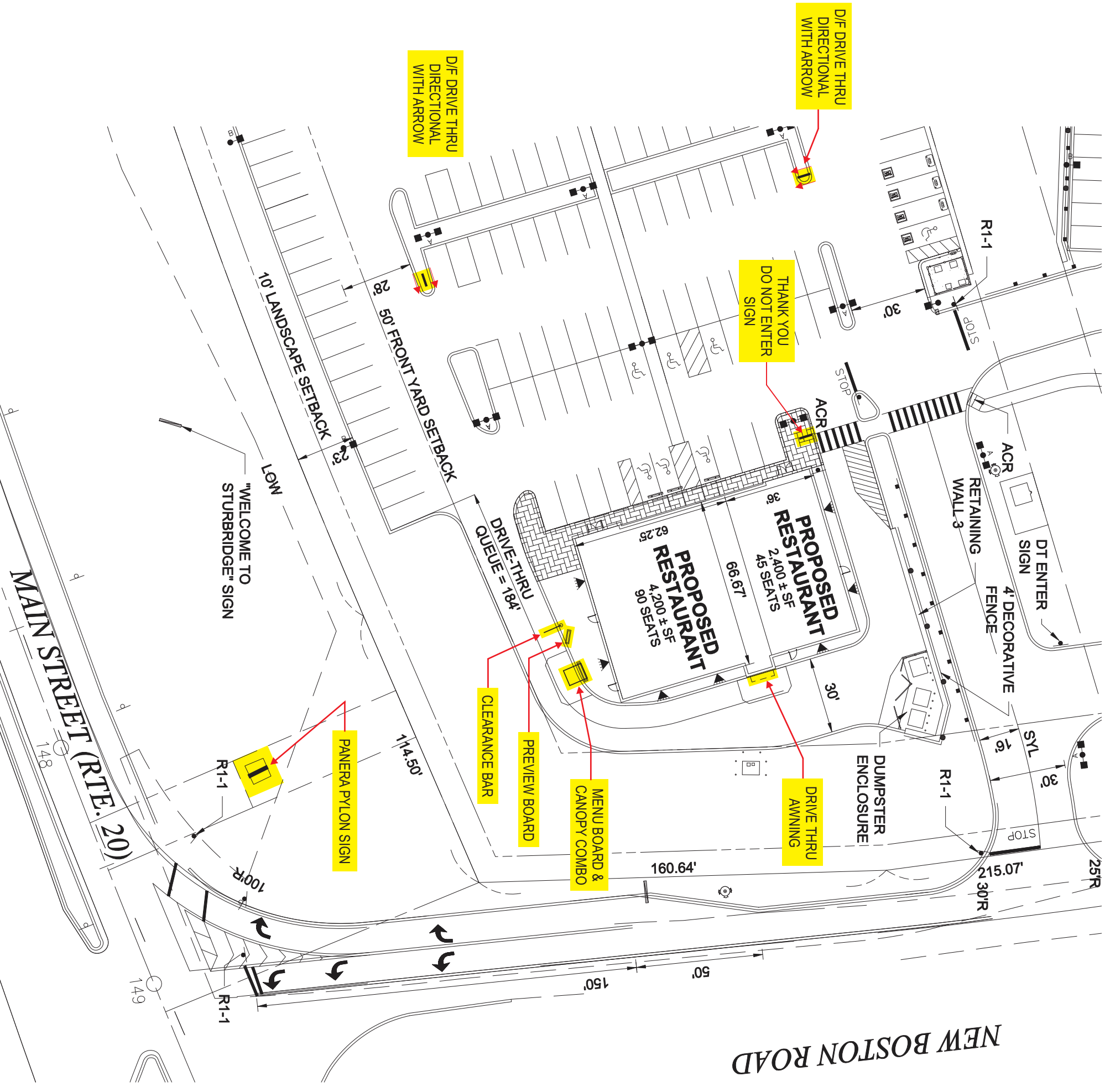
Carla

10/25/17

30330.5



SITE PLAN: NOT TO SCALE





MANDEVILLE SIGN
making your mark.

676 GEORGE WASHINGTON HIGHWAY
LINCOLN, RI 02865-4255

401-334-9100 401-334-7799
PHONE FAX

www.mandevillesign.com
WEB

APPROVALS

Signatures Required Before Release to Production

Engineering	DATE
By	DATE
Sales	DATE
By	DATE
Estimating	DATE
By	DATE
Production	DATE
By	DATE
Quality Control	DATE
By	DATE

PGE NAME

REVISIONS

NO	BY	DESCRIPTION	DATE
1	XX	XXXXXXXXXXXX	00/00/00
2			
3			
4			
5			
6			
7			
8			
9			
10			

All electrical signs shall comply with the National Electric Code (Article 600) and be manufactured according to Underwriters Laboratories U.L. 48 standards and labeled accordingly.

30330-1



2132

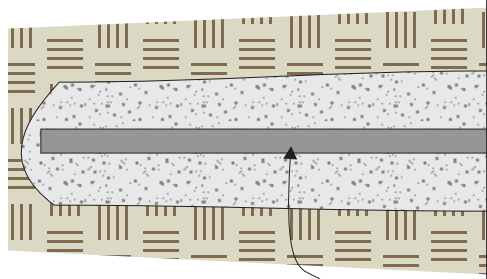
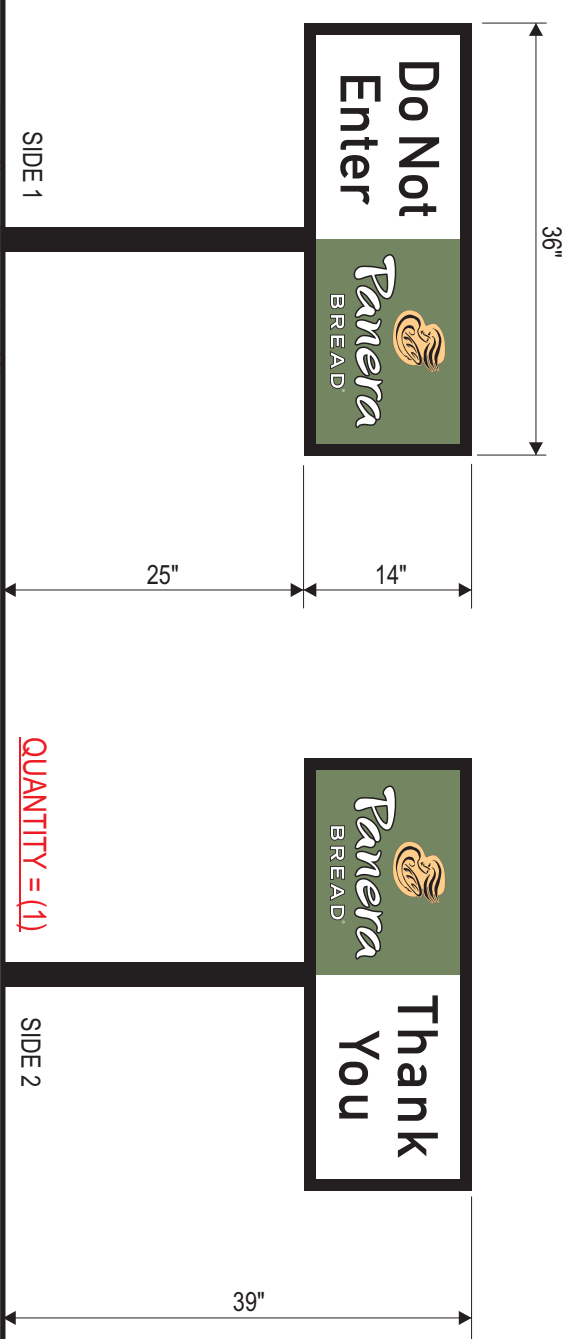
STURBRIDGE, MA

PROJECT MANAGER
Carla

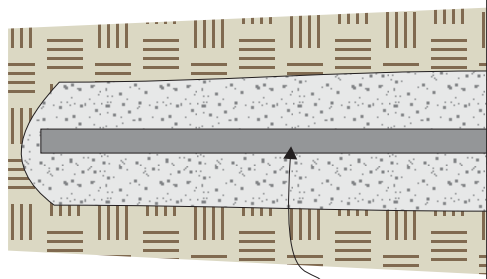
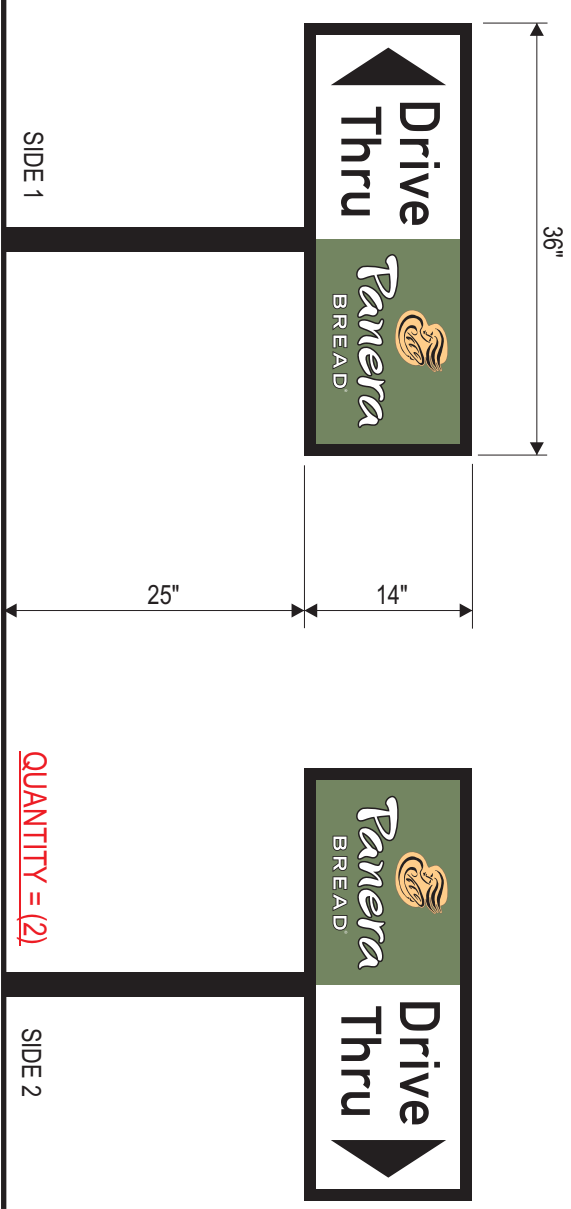
ARTIST
10/25/17

30330.6

DRAWING NAME



DIRECTIONAL SIGNS
3/4" = 1'-0"



DIRECTIONAL SIGNS
3/4" = 1'-0"



MANDEVILLE SIGN
making your mark.

676 GEORGE WASHINGTON HIGHWAY
LINCOLN, RI 02865-4255

401-334-9100 401-334-7799
PHONE FAX

www.mandevillesign.com
WEB

APPROVALS

Signatures Required Before Release to Production

Engineering	DATE
Sales	DATE
Estimating	DATE
Production	DATE
Quality Control	DATE

PG# NAME

REVISIONS

NO	BY	DESCRIPTION	DATE
1	XX	XXXXXXXXXXXX	00/00/00
2			
3			
4			
5			
6			
7			
8			
9			
10			

All electrical signs shall comply with the National Electric Code (Article 600) and be manufactured according to Underwriters Laboratories U.L. 48 standards and labeled accordingly.

30330-1



2132

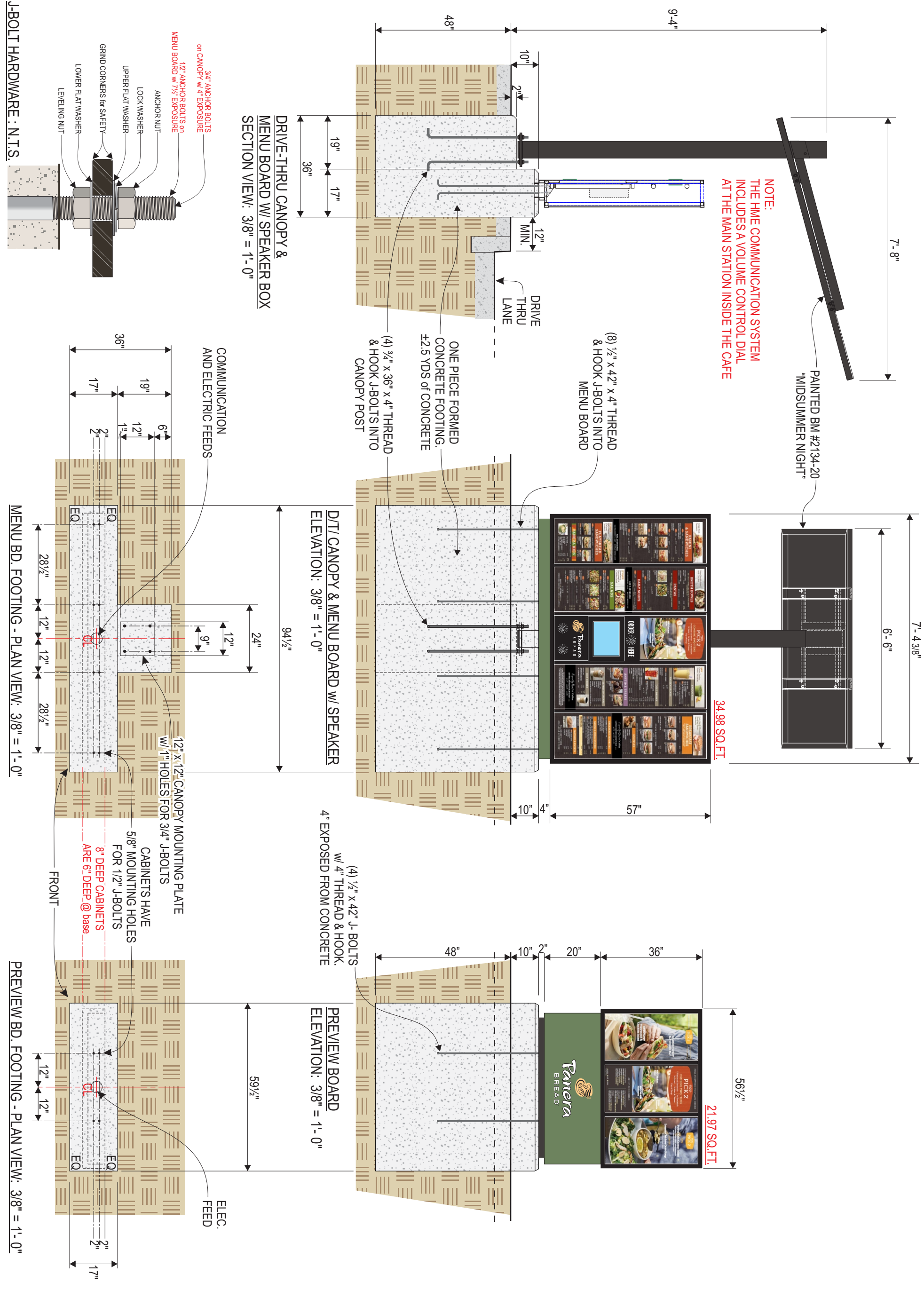
STURBRIDGE, MA

Carla

10/25/17

30330.7

NOTE:
THE HOME COMMUNICATION SYSTEM
INCLUDES A VOLUME CONTROL DIAL
AT THE MAIN STATION INSIDE THE CAFE



**DRIVE-THRU CANOPY &
MENU BOARD W/ SPEAKER BOX
SECTION VIEW: 3/8" = 1'-0"**

**D/T/ CANOPY & MENU BOARD W/ SPEAKER
ELEVATION: 3/8" = 1'-0"**

**PREVIEW BOARD
ELEVATION: 3/8" = 1'-0"**

J-BOLT HARDWARE: N.T.S.

MENU BD. FOOTING - PLAN VIEW: 3/8" = 1'-0"

PREVIEW BD. FOOTING - PLAN VIEW: 3/8" = 1'-0"



MANDEVILLE SIGN
making your mark.

676 GEORGE WASHINGTON HIGHWAY
LINCOLN, RI 02865-4255

401-334-9100 401-334-7799
PHONE FAX

www.mandevillesign.com
WEB

APPROVALS

Signatures Required Before Release to Production

Engineering	BY	DATE
Sales	BY	DATE
Estimating	BY	DATE
Production	BY	DATE
Quality Control	BY	DATE

PG# NAME

REVISIONS

NO	BY	DESCRIPTION	DATE
1	XX	xxxxxxxxxxxx	00/00/00
2			
3			
4			
5			
6			
7			
8			
9			
10			

All electrical signs shall comply with the National Electric Code (Article 600) and be manufactured according to Underwriters Laboratories U.L. 48 standards and labeled accordingly.

30330-1



CUSTOMER

2132

STORE NUMBER

STURBRIDGE, MA

LOCATION

PROJECT MANAGER

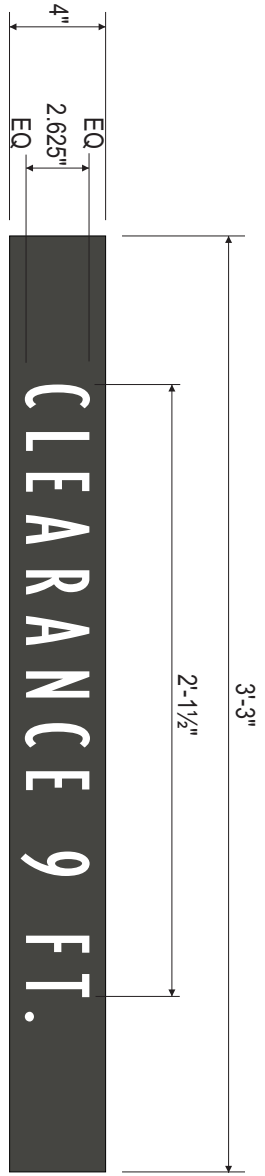
Carla

ARTIST DATE

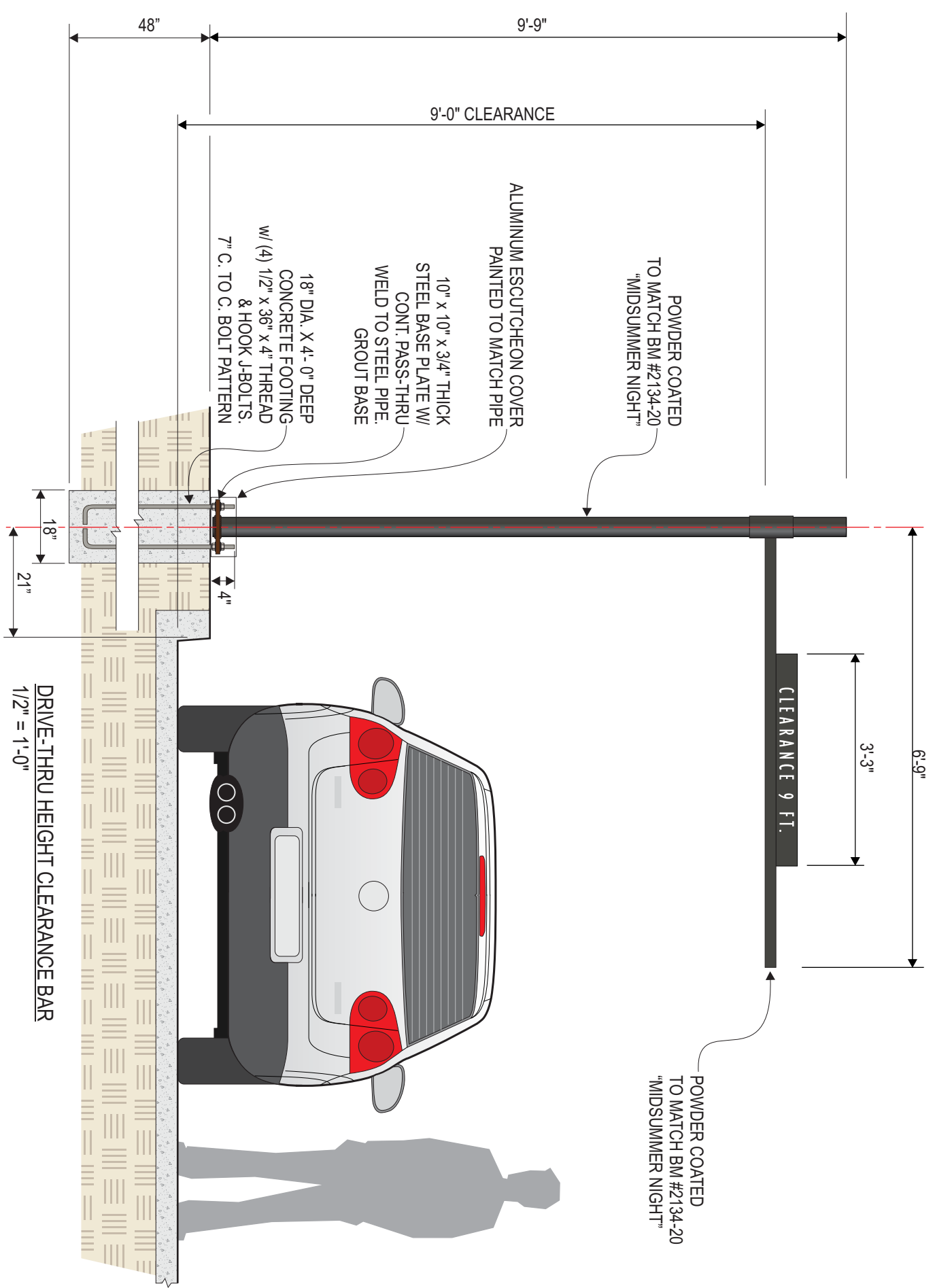
10/25/17

30330.8

DRAWING NAME



TYPE FONT: TRIPLEX CONDENSED REGULAR, 20% LETTER SPACING
CLEARANCE BAR SIGN
1 1/2" = 1'-0"





MANDEVILLE SIGN
making your mark.

676 GEORGE WASHINGTON HIGHWAY
LINCOLN, RI 02865-4255
401-334-9100 401-334-7799
PHONE FAX
WEB www.mandevillesign.com

APPROVALS

Signatures Required Before Release to Production

Engineering	DATE
Sales	DATE
By	DATE
Estimating	DATE
By	DATE
Production	DATE
By	DATE
Quality Control	DATE
By	DATE

PG# NAME

REVISIONS

NO	BY	DESCRIPTION	DATE
1	WD	added details	12/01/17
2			
3			
4			
5			
6			
7			
8			
9			
10			

All electrical signs shall comply with the National Electric Code (Article 600) and be manufactured according to Underwriters Laboratories U.L. 48 standards and labeled accordingly.

30330-1



CUSTOMER
2132

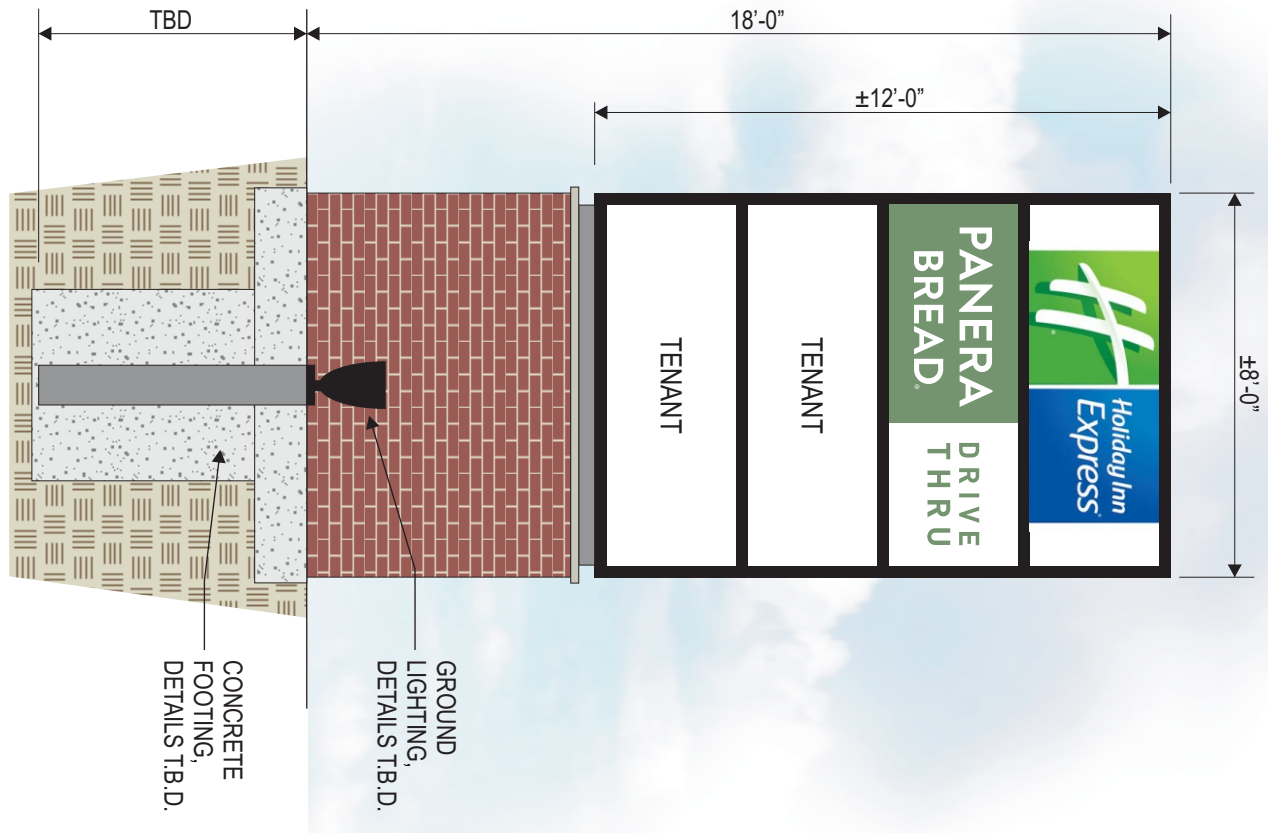
STORE NUMBER
STURBRIDGE, MA

LOCATION
PROJECT MANAGER
Carla

ARTIST
10/25/17

30330.9

DRAWING NAME



PLYON SIGN ELEVATION: 1/4" = 1'-0"
±96 SQ.FT.

- NEW D/F. EXTERNALLY ILLUMINATED MONUMENT SIGN:**
- ALUMINUM FABRICATED SIGN CABINET
 - (BLACK) PAINTED CABINET, RETAINERS
 - WHITE FACES
 - PMS 5757U GREEN BACKGROUND (PANERA)
 - WHITEGRAPHS
 - (WHITE) "®" REGISTERED SYMBOL
 - EXTERNAL GROUND BASED ILLUMINATION
 - MANUFACTURER'S LABEL
 - CONCRETE FOOTING, STEEL SUPPORT & ADDITIONAL DETAILS TO BE DETERMINED