

For Use by Permitting Coordinator:

Date Received: 10/7/19

Determination of Completeness: emb

Additional Information Received: _____

Application Withdrawn: _____

**TOWN OF STURBRIDGE
APPLICATION FOR PERMANENT SIGN**

REVISED 2/07/11

Site: 371 Main Street
Location (Street Number and Street Name)

Section 1. Applicant/Owner/Agent Information:

A. Applicant:

Business Name: Saw Dust Coffee House & Dessert Bar

Applicant Name: Peter Champagne

Address: 67 Streeter Rd, Fiskdale, 01518

Phone: 774-230-9738 Fax: _____

Email: craftsmanpete@charter.net

B. Property Owner:

Name: Old Sturbridge Village Inc.

Address: 1 Old Sturbridge Village Rd, Sturbridge 01566

Phone: (508) 347-0314 (Brad King) Fax: _____

Email: bking@osvi.org

C. Agent Information:

Business Name: _____

Agent: _____

Address: _____

Phone: _____ Fax: _____

Email: _____

Section 2. Basic Site and Project Information:

A. Assessor's Parcel Identification Numbers: 415-02458-371

B. Proposed Sign Information:

Please provide a general description of the sign and location of the sign (attach additional sheets if necessary):

The sign is a 5-foot diameter sawblade with the name/logo on blade. The sign would be mounted to roof, centered over left window on building - 2 ft up from edge of roof on the front. Sign is made of a PVC material and painted.

C. Note any current zoning or general bylaw non conformance associated with the property or the application:

none

D. Note any special permit or variances granted or denied or in process at this time:

Waiver of Site Plan approved. 9/24/19

Section 3. Required Application Submittals: The applicant shall submit one original set and six copies of the application and final drawings and one set of materials at the time the application is submitted to the Town Planner. The following information must be submitted with the application for a sign permit for new signs and changes to existing signs: (At its discretion, the DRC may substitute some requirements with a site visit).

- A Site Plan showing property lines, setback areas, access points, traffic flow and a scaled site plan showing property lines, appropriate front, side, and rear yard setbacks as identified in the Zoning bylaw, pedestrian and vehicular access and existing buildings and significant site objects and features, and the existing and proposed sign locations shall also be shown.
- A drawing of the proposed structure or sign, including color and type of surface materials, showing front elevations, rear elevations, and side elevations, where there are not adjoining buildings. The drawing should accurately convey the design of the sign including lettering styles, size, and composition. The location, font, and contrasting color of the street number shall be easily read by emergency personnel and patrons/visitors.
- A description of the materials, colors, and lighting, (if the sign is to be lit), to be used in the modification of an existing sign or construction of a new sign. The presentation of photographs showing the existing signs to be modified would be helpful. Samples of the colors of the proposed sign and materials to be used for the construction of the signs and supports shall also be submitted.
- Scale drawings of the proposed sign, (whether the modifications of an existing sign, or the provision of a new sign) shall be submitted, including a plan view and an architectural elevation of each side. One architectural elevation will suffice if all sides are identical. All drawings shall include dimensions indicating the length, width, and height of the proposed signage as appropriate to the information conveyed by plan or elevation. Applicants shall review the Town of Sturbridge Zoning Bylaw for detailed information on zoning limitations and requirements relative to their signage situation prior to designing any new proposed signs. The Bylaw may be accessed on line at the following link:
http://www.town.sturbridge.ma.us/Public_Documents/SturbridgeMA_PlanningDocuments/Zoning%20Bylaw%202010?FCItemID=S02B54AC5

- Planting plan, with descriptions of materials. Planting plan identifying the proposed plant material and quantity of each by location on plan; an overall plant list, which at a minimum identifies total quantities of each plant used; botanical and common name for each plant, and size of the plant material at time of installation.
N/A
- Photographs of existing signage on the site and the building will aid the DRC in making its decision and are required as a submittal.
N/A

Section 4. Required Signatures:

A. Applicant:

Peter Champagne
Applicant or Authorized Signatory

9/3/19
Date

B. Property Owner: I hereby grant permission for the applicant to apply for and erect the signs as proposed on the above referenced property.

[Signature]
Owner or Authorized Signatory

10/4/19
Date

C. Agent: If someone is representing the applicant or the owner, the applicant must designate such representative below:

Name of Representative: _____


Address of Representative: _____

Phone: _____ Fax: _____

Email: _____

Relationship of representative to owner or applicant: _____

Finance Director/Tax Collector: I certify that the taxes are current for the above property (applicant must obtain this signature prior to submission of this application)



Authorized Signatory

10/7/19

Date

371 Main St.
OSV

Design Review Committee Decision

A. APPLICANT

Name Peter Champagne
Address 67 Sreeter Rd, Fishdale, 01518
Telephone No. 974-230-9738

B. SIGN DIMENSIONS AND LAYOUT

Overall Dimensions 5 ft diameter Area 25 sq ft
Colors Gray + black + copper, BROWN (street)
Lettering Black, white (street)
Materials PVC and metal bracket to hold sign
Other cedar wood letters for sawblade

C. CONFORMANCE WITH DESIGN STANDARDS

YES NO

- Signs** with associated architectural details, materials, colors and textures are compatible with the predominant architectural character of the neighborhood, while preserving and enhancing the surrounding area.
- Advertising features**, including size, location, design, color, texture, lighting and materials, shall not detract from the use and enjoyment of the proposed building and structures and the surrounding properties.
- Preservation** of historic, traditional or significant uses, structures or architectural elements have been preserved to the greatest extent possible.

D. Summary of Recommendations:

The Design Review Committee has reviewed the above referenced sign application at its meeting held on _____ and the sign(s) as proposed have been:

Approved as proposed

Approved with the following comments or modifications: _____

Denied due to the following: _____

Additional Comments of the Design Review Committee: _____

Authorized Signatory

Date

Zoning Enforcement Officer/Building Inspector Decision:

Approved as proposed

Approved with the following comments or modifications: _____

Denied due to the following: _____

Authorized Signatory

Date

Attach Additional Sheets as Necessary

Saw Dust Coffee House & Dessert Bar

The signage that will be placed on the existing OSV group sign that sits out front at roadside for 371 Main Street, will be 16 inches by 60 inches. It's colors are a brown background with white lettering. The sign is made of PVC material with vinyl letters to hold up to weather elements.

The sign that sits on the building is made of PVC and is a 5ft 2 inch diameter, which stays just under the 30 sq ft allowed limit. The sign is a gray color that mimics a saw blade color. The coffee cup logo in the middle is also PVC material and is a copper color. The lettering on the sign is made from cedar wood and will be stained an ebony stain color. The sign is held by a bracket that sits up 2 ft from edge of bottom of roof line. The bracket is custom made to hold this specific sign and to sit on the 12 pitch roof . The bracket is made out of aluminum and powder coated black . The sign maker is Chris Twine from Patriot Customs in Southbridge whom has made signage for the town before.

There is already lightning at signage by road that is in place. There is also an existing light for sign on building but will change the light do to location of it. Will place a light on roof at edge of roof that is right in front of sign to light it up at night time.

SAW DUST COFFEE HOUSE
& DESSERT BAR



60"



60"


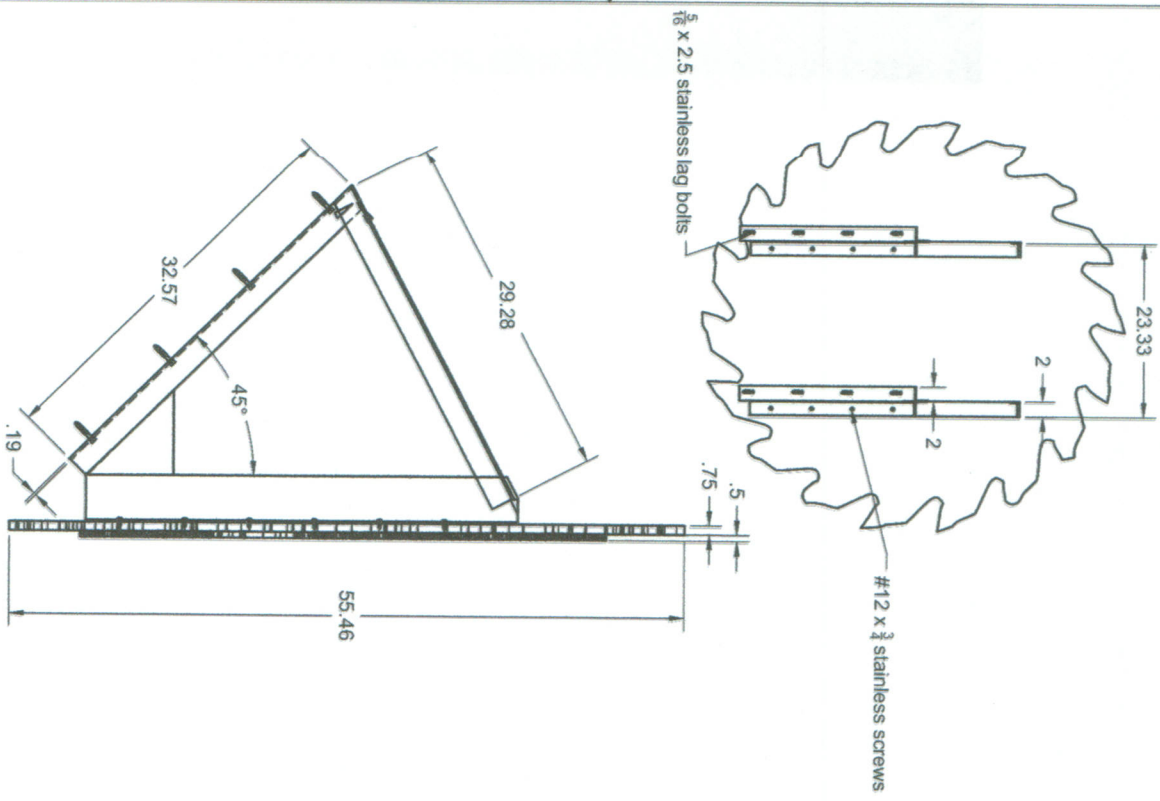


13' 3"

C

15'

Ground



PROJECT		CraftsmanPete	
TITLE		sawdust sign	
APPROVED	SIZE	CODE	DWG NO
CHECKED	B		
DRAWN	chris twine	9/12/2019	SCALE 1:10
		WEIGHT	SHEET 1/1
			REV


Thai Place
RESTAURANT



Building
Closed for
Repairs

