



# SITE IMAGE MATERIALS MAINTENANCE

**DATE:** 01\_26\_2021

**PBL:** -----

**BRAND:** MOBIL

**ADDRESS:** 122 MAIN ST  
STURBRIDGE MA 01566

**REVISION#:** Original

**INSTALLER:** ---

## PROJECT OVERVIEW

- A** Site Configurations
- B** Paint Specifications/Change Log

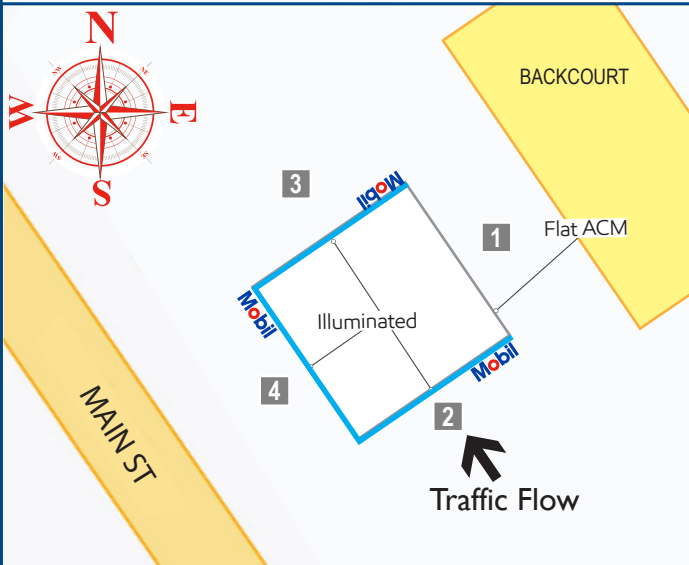
# ExxonMobil

---

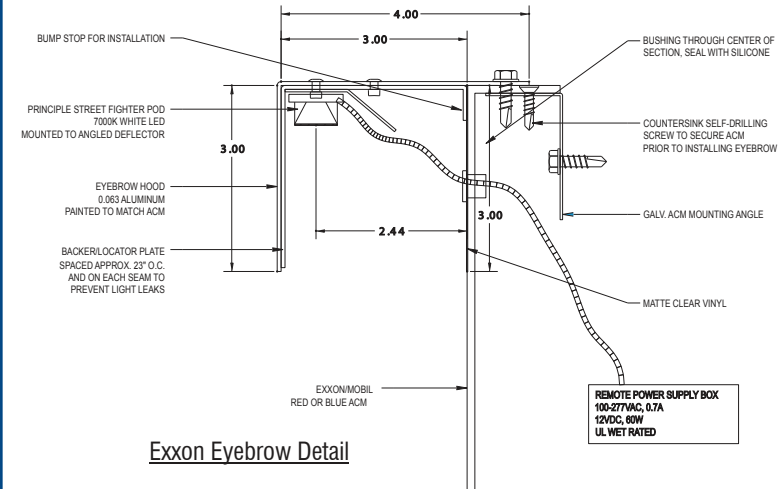
approval signature  
*I have reviewed the visuals within this document and I  
approve the designs and scope of work listed within.*

# A SITE CONFIGURATIONS

\*\*Canopy fascia artwork for visualization purposes only\*\*

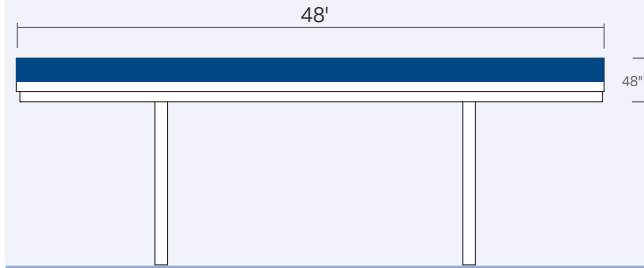


Overhead Map



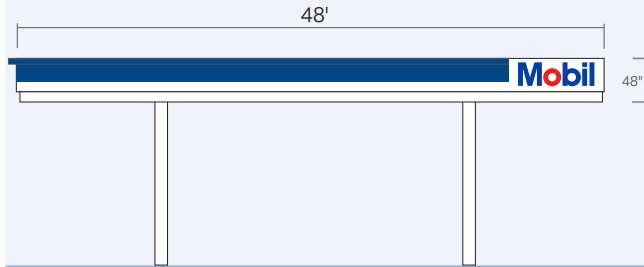
Exxon Eyebrow Detail

## 1 | BACK ELEVATION




➔ Traffic Flow

## 2 | RIGHT ELEVATION




## 3 | FRONT ELEVATION



➔ Traffic Flow

## 4 | LEFT ELEVATION



Project Name	PBL #	Customer	Created by
<b>ExxonMobil</b>	-----	<b>ExxonMobil</b>	<b>B.Dighero</b>
Revision #	Date	Scale	Page #
<b>Original</b>	<b>01_26_2021</b>	<b>NA</b>	<b>2 OF 5</b>

**Brand Book**  
 Site Image Materials Maintenance  
 2 Northfield Plaza, Ste 250  
 Northfield, IL 60093  
 P: (847) 441-1818 F: (847) 592-9564

# A SITE CONFIGURATIONS

**\*See installation guide**


**SINGLE LETTER SPECS:**

"M" = 2.88 sq ft  
 "o" = 1.44 sq ft  
 "b" = 1.83 sq ft  
 "i" = .80 sq ft  
 "l" = .83 sq ft  
 TOTAL = 7.78 sq ft

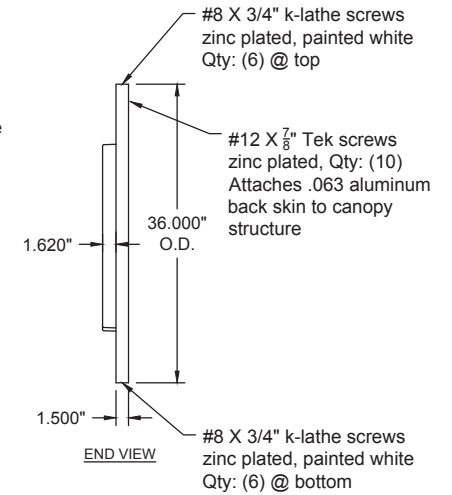
**LETTER SPECS:**  
 22.445" X 73.927" = 11.5 SF

**SIGN SPECS:**  
 36" X 100" = 25 SF

**UL NUMBER:**  
 E84811



**FRONT VIEW - PUSH THRU LETTERS IN FACE**

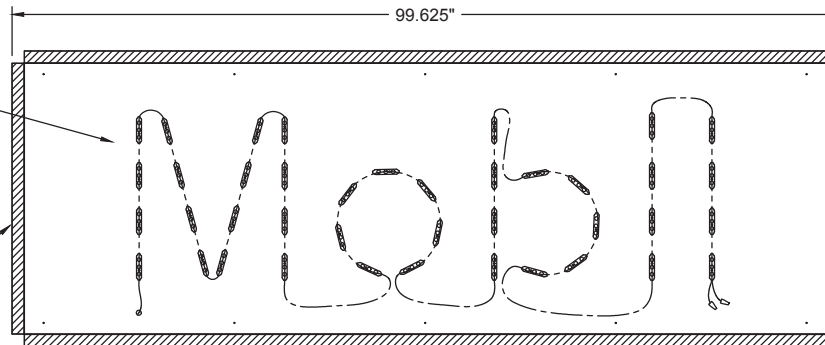


**END VIEW**

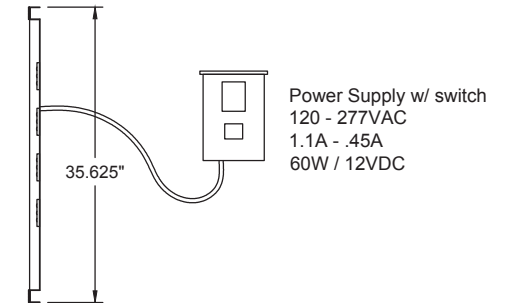
Appx weight of sign = 75lbs

(40) Streetfighter LED  
 .72W / module  
 28.08W Total  
 60W power supply  
 120VAC / 12VDC

.063" aluminum pre-paint white  
 with 1/4" X 1" neoprene gasket  
 PN 394204



**INTERNAL DETAILS**



**END VIEW**




**NIGHT VIEW**

Project Name	PBL #	Customer	Created by
<b>ExxonMobil</b>	-----	<b>ExxonMobil</b>	<b>B.Dighero</b>
Revision #	Date	Scale	Page #
<b>Original</b>	<b>01_26_2021</b>	<b>NA</b>	<b>3 OF 5</b>

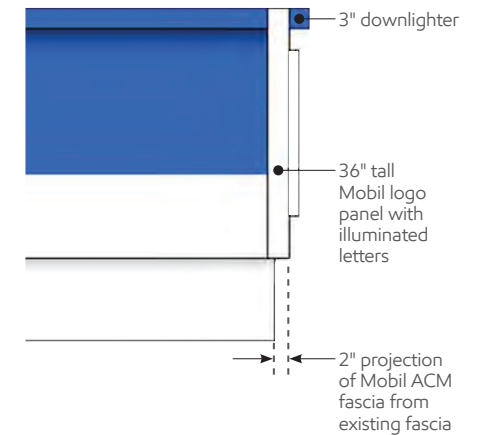
**Brand Book**  
 Site Image Materials Maintenance  
 2 Northfield Plaza, Ste 250  
 Northfield, IL 60093  
 P: (847) 441-1818 F: (847) 592-9564

# A SITE CONFIGURATIONS

\*See installation guide




- Step 1. Begin with installing any logos (left or right Exxon or Mobil): back skin, side return, LED tray, power supplies and face.
- Step 2. Install logo corner panels on either side of the logo and the ends of each run.
- Step 3. Install mounting brackets and 120" ACM panels, cutting one panel per side to fit.
- Step 4. Install LED corners first, then install 118" LED downlight starting with ACM panel next to the logo. Install short downlight, cut to length or overlap as required on each side for site conditions.
- Step 5. Install (1) power supplies every other panel and connect to LEDs. Each corner downlight comes with their own power supply.
- Step 6. Install junction box power circuits every 200 feet for each side as required by site layout. Electrician to connect to 120VAC.
- Step 7. Install end caps.



Project Name	PBL #	Customer	Created by
<b>ExxonMobil</b>	-----	<b>ExxonMobil</b>	<b>B.Dighero</b>
Revision #	Date	Scale	Page #
<b>Original</b>	<b>01_26_2021</b>	<b>NA</b>	<b>4 OF 5</b>


**Brand Book**  
 Site Image Materials Maintenance  
 2 Northfield Plaza, Ste 250  
 Northfield, IL 60093  
 P: (847) 441-1818 F: (847) 592-9564

## B PAINT SPECIFICATIONS

 **Sherwin Williams:** P1  
**Name:** Tan  
**Pantone:** N/A  
**NCS:** 2610-Y11R


**Jones Blair:** A2W-080101/  
99951 Acrylithane HS2  
Semi-Gloss

**Application:** Proscenium arch existing buildings

 **Sherwin Williams:** P6  
**Name:** ExxonMobil Red  
**Pantone:** 485C  
**NCS:** 0980-Y81R


**Jones Blair:** A2N-D10169/  
99951 Acrylithane HS2  
Semi-Gloss

**Application:** Signage and fascia

 **Sherwin Williams:** P13  
**Name:** Gray  
**Pantone:** N/A  
**NCS:** N/A


**Jones Blair:** 45604/99951  
Acrylithane HS2  
Semi-Gloss

**Application:** Exterior walls on existing buildings mullions, door and door frames, building sign frames, curbs, and bollards

 **Sherwin Williams:** P8  
**Name:** Eggshell White  
**Pantone:** N/A  
**NCS:** N/A

**Jones Blair:** (U.S. only)  
45027/99951 Acrylithane  
1152 Semi-Gloss

**Application:** All columns shrouds or columns, ID signs/frames (excluding high rise signs) includes any sign with prices and island shelter buildings

 **Sherwin Williams:** P9  
**Name:** Gunmetal Gray  
**Pantone:** N/A  
**NCS:** N/A

**Jones Blair:** A2N6011/  
99951 Acrylithane HS2  
Semi-Gloss

**Application:** Sign frames (snap-lock), high rise ID sign poles, frames, yard lights and poles, small free-standing message sign frames, Air & Water stand, trash enclosure, and vent pipes (remote from building)

### Islands

Existing painted islands need to be painted P13 gray

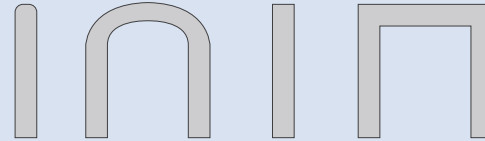


Unpainted and stainless steel islands do not need to be painted




### Bollards

Existing painted bollards need to be painted P13 gray



Stainless steel bollards do not need to be painted



## CHANGE LOG

For any questions please contact Site Image Materials Maintenance at **866-844-7078**

DATE	CHANGE LOG

Project Name	PBL #	Customer	Created by	<b>Brand Book</b> Site Image Materials Maintenance 2 Northfield Plaza, Ste 250 Northfield, IL 60093 P: (847) 441-1818 F: (847) 592-9564
<b>ExxonMobil</b>	-----	<b>ExxonMobil</b>	<b>B.Dighero</b>	
Revision #	Date	Scale	Page #	
<b>Original</b>	<b>01_26_2021</b>	<b>NA</b>	<b>5 OF 5</b>	